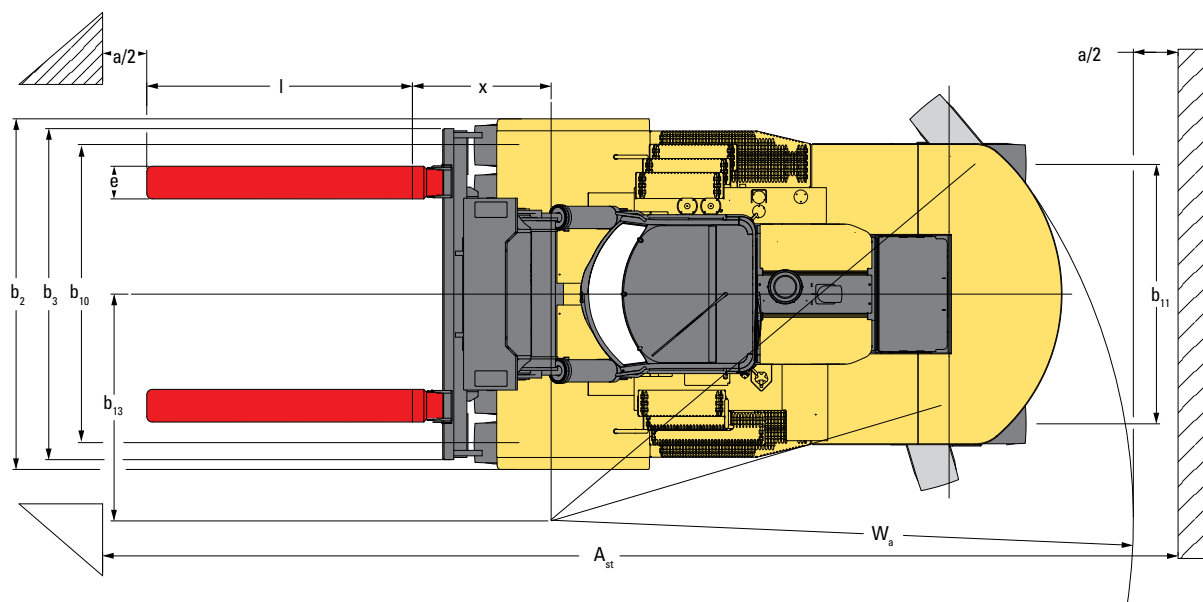
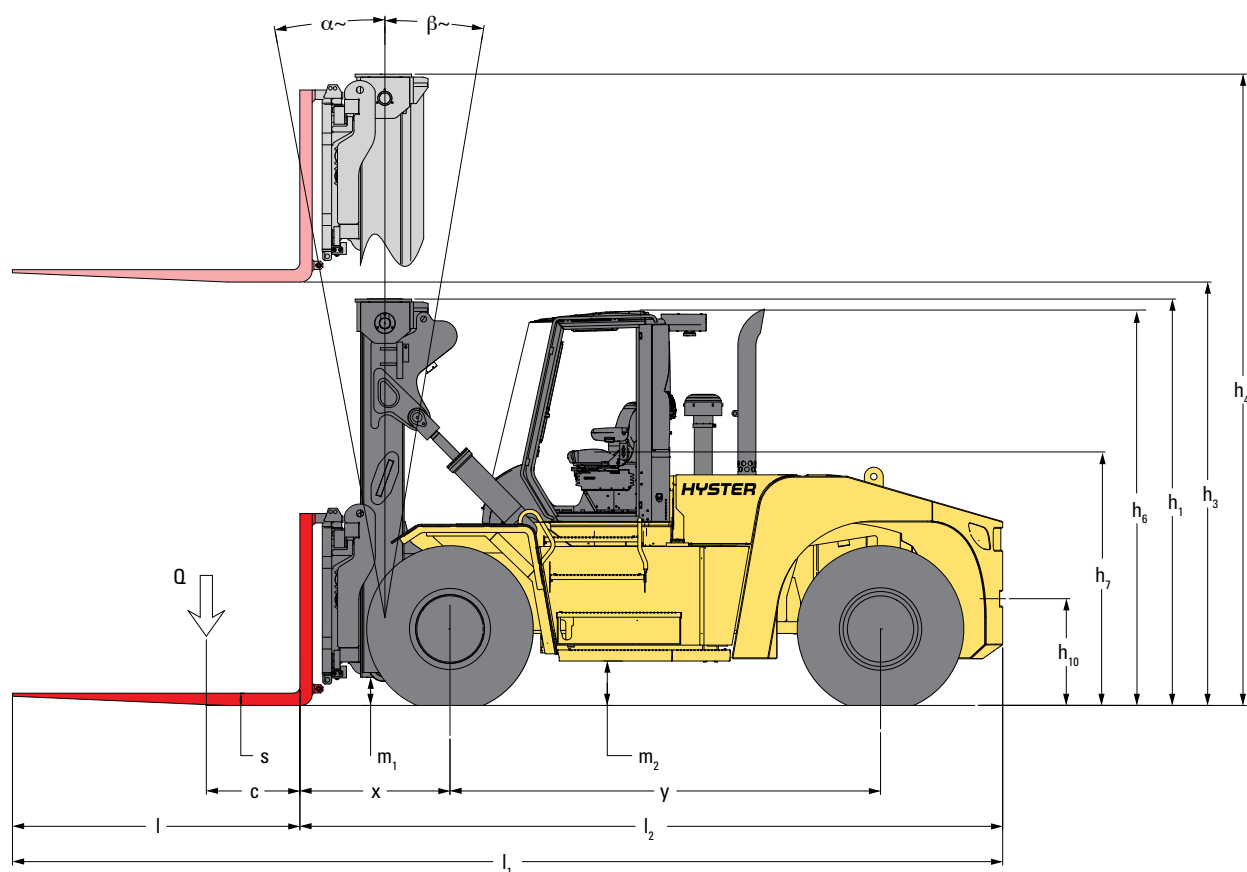





**STRONG PARTNERS.  
TOUGH TRUCKS.™**

## **H25-32XD SERIES TECHNICAL GUIDE**

**[WWW.HYSTER.COM](http://WWW.HYSTER.COM)**



 = Centre of gravity of unladen truck

$A_{ST} = W_a + x + l_6 + a$  (if  $b_{12}/2 < b_{13}$ )

$A_{ST} = W_a + ((l_6+x)^2 + (b_{12}/2-b_{13})^{0.5} + a$  (if  $b_{12}/2 > b_{13}$  and  $W_a > b_{13} \cdot b_{12}/2$ )

$A_{ST} = b_{13} + b_{12}/2 ((l_6+x)^2 + (b_{12}/2-b_{13})^{0.5} + a$  (if  $b_{12}/2 > b_{13}$  and  $W_a < b_{13} \cdot b_{12}/2$ )

$a$  = Minimum operating clearance = 10% of  $A_{ST}$   
(VDI standard = 200 mm BITA recommendation = 300 mm)

$l_6$  = load lengths

$b_{12}$  = load width





GENERAL	1-1	Manufacturer			HYSTER	HYSTER
	1-2	Model designation			H25XDS9; H25XD12	H28XD12; H30-32XD(S)12
	1-3	Powertrain / drivetrain			Diesel	Diesel

ENGINE	7-1	Engine manufacturer / model			Cummins / QSB 6.7	Cummins / QSB 6.7
	7-1A	EPA / CE compliance			Stage IIIA	Stage IIIA
	7-2	Engine power output according to ISO 1585		kW	184	184
	7-2-1	Engine power output - Peak		kW	201	201
	7-3	Rated speed		min <sup>-1</sup>	2,200	2,200
	7-3-1	Engine torque @rpm (1/min)		Nm/min <sup>-1</sup>	990 @ 1,500	990 @ 1,500
	7-4	Number of cylinders / displacement		# / cm <sup>3</sup>	6 / 6,690	6 / 6,690
	7-8	Alternator output		Amps	120	120
	7-9	Electrical system voltage		V	24	24
	7-10	Battery voltage, rated capacity		V / Ah	24 / 102	24 / 102

DRIVE	8-1	Drive control / Transmission		Type / #	Torque Converter	Torque Converter
	8-2	Transmission manufacturer / type		Type / #	ZF - 5WG211	ZF - 5WG211
	8-4	Transmission speeds forward / backward		#	5 / 3	5 / 3
	8-5	Coupling		Type	Torque Converter	Torque Converter
	8-6	Wheel drive / drive axle manufacturer / type		Type / #	Axle Tech PRLC1794W4H	Axle Tech PRC3806W4H
	8-11	Service brake		Type	Oil immersed disc	Oil immersed disc
	8-12	Parking brake		Type	Dry disc on drive axle	Dry disc on drive axle

MISC	10-1	Operating pressure for attachments		bar	225	
	10-2	Oil volume for attachments		l/m	100	
	10-3	Hydraulic tank capacity		l	237	
	10-4	Fuel tank capacity		l	364	
	10-5	Steering design			Hydraulic power steering	
	10-5	Sound pressure level at the driver's seat EN12053	LpAZ	dB(A)	78.8	
	10-5	Sound power level during the workcycle EN12053	LwAZ	db	107.3	
	10-8	Towing coupling, model / type			Yes / Pin	

### NOTES:

Specifications are affected by the condition of the vehicle and how it is equipped, as well as the nature and condition of the operating area. Inform your dealer of the nature and condition of the intended operating area when purchasing your Hyster® truck.

- (1) Unladen with new tyres
- (2) Bottom of forks
- (3) Full suspension seat in depressed position
- (4) Length without carriage
- (5) Forks in alternative position
- (6) Distance centre truck to centre of internal turning radius
- (7) Gradeability figures are provided for comparison of tractive performance, but are not intended to endorse the operation of vehicle on the stated inclines.  
Follow instructions in the operating manual regarding operation on inclines.

All capacities are according to EN1551.

### MAST TABLE:

(#) Note: Carriage with ZERO IN-TO-IN forkpositioning not recommended in combination with liftheights above 6200 mm

**CE** Safety: This truck conforms to the current EU and ANSI requirements.

### NOTICE:

Care must be exercised when handling elevated loads. Operators must be trained and must read, understand and follow the instructions contained in the Operating Manual.

All values are nominal values and they are subject to tolerances. For further information, please contact the manufacturer.

Hyster products are subject to change without notice.

Lift trucks illustrated may feature optional equipment. Values may vary with alternative configurations.

*CERTIFICATION: Hyster lift trucks meet the design and construction requirements of B56.1-1969, per OSHA Section 1910.178(a)(2), and also comply with the B56.1 revision in effect at time of manufacture. Certification of compliance with the applicable ANSI standards appears on the lift truck. Performance specifications are for a truck equipped as described under Standard Equipment on this Technical Guide. Performance specifications are affected by the condition of the vehicle and how it is equipped, as well as by the nature, condition of the operating area, proper service and maintenance of the vehicle. If these specifications are critical, the proposed application should be discussed with your dealer.*

*NOTE: Specifications, unless otherwise listed, are for a standard truck without optional equipment.*

Specification data is based on VDI 2198.



# KARBAR

## H25XDS9 / H25XD12 / H28XD12 SPECIFICATIONS

GENERAL	1-1	Manufacturer			HYSTER		HYSTER		HYSTER	
	1-2	Model designation			H25XDS9		H25XD12		H28XD12	
	1-3	Powertrain / drivetrain			Diesel		Diesel		Diesel	
	1-4	Operator type			Seated		Seated		Seated	
	1-5	Load capacity at load center, nominal	Q	kg	25,000		25,000		28,000	
	1-6	Load center distance	c	mm	900		1,200		1,200	
	1-8	Load distance	x	mm	1,189		1,189		1,274	
	1-9	Wheelbase	y	mm	3,655		4,315		4,315	
WT.	2-1	Service weight		kg	37,985		38,456		45,616	
	2-2	Axle loading with load, front / rear		kg	58,534	4,451	58,205	5,250	67,530	6,086
	2-3	Axle loading without load, front / rear		kg	19,245	18,739	19,364	19,091	23,476	22,139
WHEELS	3-1	Tyre type			Pneumatic		Pneumatic		Pneumatic	
	3-2	Tyre size, front			14.00 - 24 28PR		14.00 - 24 28PR		16.00 - 25 32PR	
	3-3	Tyre size, rear			14.00 - 24 28PR		14.00 - 24 28PR		16.00 - 25 32PR	
	3-5	Wheels, number front / rear (x = driven wheels)			x 4 / 2		x 4 / 2		x 4 / 2	
	3-6	Tread, front	b <sub>10</sub>	mm	2,279		2,279		2,424	
	3-7	Tread, rear	b <sub>11</sub>	mm	2,381		2,381		2,338	
DIMENSIONS	4-1	Mast tilt, forward / backward	α/β	deg	6° / 10°		6° / 10°		6° / 10°	
	4-2	Height, mast lowered (1)	h <sub>1</sub>	mm	4,099		4,099		4,224	
	4-3	Free lift	h <sub>2</sub>	mm	0		0		0	
	4-4	Lift (2)	h <sub>3</sub>	mm	4,265		4,265		4,265	
	4-5	Height, mast extended	h <sub>4</sub>	mm	6,231		6,231		6,356	
	4-7	Cab height (open cab)	h <sub>6</sub>	mm	3,399		3,399		3,495	
	4-7-1	Height of overhead guard (closed cab)	h <sub>6</sub>	mm	3,426		3,426		3,522	
	4-7-2	Height of overhead guard (closed cab w/ airco)	h <sub>6</sub>	mm	3,426		3,426		3,522	
	4-7-3	Height of overhead guard (closed cab w/ strobe light)	h <sub>6</sub>	mm	3,523		3,523		3,619	
	4-7-4	Height of overhead guard (closed cab w/ work lights)	h <sub>6</sub>	mm	3,575		3,575		3,671	
	4-7-5	Height of overhead guard (closed cab w/ airco & strobe light)	h <sub>6</sub>	mm	3,553		3,553		3,649	
	4-8	Seat height relating to SIP (3)	h <sub>7</sub>	mm	2,193		2,193		2,292	
	4-12	Coupling height	h <sub>10</sub>	mm	935		935		1,031	
	4-19	Overall length	l <sub>1</sub>	mm	8,321		8,321		9,066	
	4-20	Length to face of forks (4)	l <sub>2</sub>	mm	5,881		5,881		6,626	
	4-21	Overall width	b <sub>2</sub>	mm	3,220		3,220		3,430	
	4-22	Fork dimensions ISO 2331	s/e/l	mm	105 / 280 / 2,440		105 / 280 / 2,440		105 / 300 / 2,440	
	4-23	Fork carriage type			Dual Function - Sideshift Fork Positioning Hook type		Dual Function - Sideshift Fork Positioning Hook type		Dual Function - Sideshift Fork Positioning Hook type	
	4-24	Fork carriage width	b <sub>3</sub>	mm	3,040		3,040		3,200	
	4-25	Distance over fork arms, minimum / maximum	b <sub>5</sub>	mm	1,430	2,970	1,430	2,970	1,480	3,140
	4-25-1	Distance over fork arms, minimum / maximum (5)	b <sub>5</sub>	mm	880	2,420	880	2,420	930	2,590
	4-30	Sideshift @ width over forks	b <sub>8</sub>	mm	+/-385	2,200	+/-385	2,200	+/-415	2,310
	4-31	Ground clearance, laden, below mast	m <sub>1</sub>	mm	219		219		227	
	4-32	Ground clearance, centre of wheelbase	m <sub>2</sub>	mm	406		406		502	
	4-33	Load dimension b <sub>12</sub> × l <sub>6</sub> crossways		mm	2,400	2,400	2,400	2,400	2,400	2,400
	4-34-1-2	Aisle width, without operating clearance	Ast	mm	8,915		9,774		9,859	
	4-34-1-2	Aisle width, with 200 mm operating clearance	Ast	mm	9,115		9,974		10,059	
	4-34-1-3	Aisle width, with 10% operating clearance	Ast	mm	9,807		10,751		10,845	
	4-35	Outside turning radius	W <sub>a</sub>	mm	5,326		6,185		6,185	
	4-36	Internal turning radius (6)	b <sub>13</sub>	mm	2,040		2,589		2,589	
PERFORMANCE	5-1	Travel speed, with / without load		km/h	25	25	25	25	25	25
	5-2	Lifting speed, with / without load backwards		m/s	0.33	0.35	0.33	0.35	0.27	0.29
	5-2-1	Lifting speed, with 70% load		m/s	0.34		0.34		0.28	
	5-3	Lowering speed with / without load		m/s	0.50	0.50	0.50	0.50	0.50	0.50
	5-5	Drawbar pull - 1.6 km/h   1 mph, with / without load		kN	196	201	196	201	198	203
	5-5-1	Drawbar pull - stall, with / without load		kN	238	243	238	243	240	245
	5-7	Gradeability - 1.6 km/h   1 mph, with / without load (7)		%	34	34	33	35	28	35
	5-7-1	Gradeability - stall, with / without load (7)		%	42	34	41	35	35	35

(1) Unladen with new tyres

(2) Bottom of forks

(3) Full suspension seat in depressed position

(4) Length without carriage

(5) Forks in alternative position

(6) Distance centre truck to centre of internal turning radius

(7) Gradeability figures are provided for comparison of tractive performance, but are not intended to endorse the operation of vehicle on the stated inclines.

Follow instructions in the operating manual regarding operation on inclines.





GENERAL	1-1	Manufacturer			HYSTER		HYSTER		HYSTER		HYSTER	
	1-2	Model designation			H30XD9		H30XD12		H32D9		H32XD12	
	1-3	Powertrain / drivetrain			Diesel		Diesel		Diesel		Diesel	
	1-4	Operator type			Seated		Seated		Seated		Seated	
	1-5	Load capacity at load center, nominal	Q	kg	29,700		30,000		31,950		32,000	
	1-6	Load center distance	c	mm	900		1,200		900		1,200	
	1-8	Load distance	x	mm	1,274		1,274		1,274		1,274	
	1-9	Wheelbase	y	mm	3,935		4,315		3,935		4,825	
WT.	2-1	Service weight		kg	45,325		46,262		45,935		45,868	
	2-2	Axle loading with load, front / rear		kg	69,549	5,477	70,740	5,522	73,096	4,789	71,898	5,970
	2-3	Axle loading without load, front / rear		kg	23,440	21,885	23,540	22,723	23,495	22,441	23,490	22,378
WHEELS	3-1	Tyre type			Pneumatic		Pneumatic		Pneumatic		Pneumatic	
	3-2	Tyre size, front			16.00 - 25 32PR		16.00 - 25 32PR		16.00 - 25 32PR		16.00 - 25 32PR	
	3-3	Tyre size, rear			16.00 - 25 32PR		16.00 - 25 32PR		16.00 - 25 32PR		16.00 - 25 32PR	
	3-5	Wheels, number front / rear (x = driven wheels)			x 4 / 2		x 4 / 2		x 4 / 2		x 4 / 2	
	3-6	Tread, front	b <sub>10</sub>	mm	2,424		2,424		2,424		2,424	
	3-7	Tread, rear	b <sub>11</sub>	mm	2,338		2,338		2,338		2,338	
	3-7	Tread, rear	b <sub>11</sub>	mm	2,338		2,338		2,338		2,338	
DIMENSIONS	4-1	Mast tilt, forward / backward	α/β	deg	6° / 10°		6° / 10°		6° / 10°		6° / 10°	
	4-2	Height, mast lowered (1)	h <sub>1</sub>	mm	4,224		4,224		4,224		4,224	
	4-3	Free lift	h <sub>2</sub>	mm	0		0		0		0	
	4-4	Lift (2)	h <sub>3</sub>	mm	4,265		4,265		4,265		4,265	
	4-5	Height, mast extended	h <sub>4</sub>	mm	6,356		6,356		6,356		6,356	
	4-7	Cab height (open cab)	h <sub>6</sub>	mm	3,495		3,495		3,495		3,495	
	4-7-1	Height of overhead guard (closed cab)	h <sub>6</sub>	mm	3,522		3,522		3,522		3,522	
	4-7-2	Height of overhead guard (closed cab w/ airco)	h <sub>6</sub>	mm	3,522		3,522		3,522		3,522	
	4-7-3	Height of overhead guard (closed cab w/ strobe light)	h <sub>6</sub>	mm	3,619		3,619		3,619		3,619	
	4-7-4	Height of overhead guard (closed cab w/ work lights)	h <sub>6</sub>	mm	3,671		3,671		3,671		3,671	
	4-7-5	Height of overhead guard (closed cab w/ airco & strobe light)	h <sub>6</sub>	mm	3,649		3,649		3,649		3,649	
	4-8	Seat height relating to SIP (3)	h <sub>7</sub>	mm	2,292		2,292		2,292		2,292	
	4-12	Coupling height	h <sub>10</sub>	mm	1,031		1,031		1,031		1,031	
	4-19	Overall length	l <sub>1</sub>	mm	8,686		9,066		8,686		9,576	
	4-20	Length to face of forks (4)	l <sub>2</sub>	mm	6,246		6,626		6,246		7,136	
	4-21	Overall width	b <sub>2</sub>	mm	3,430		3,430		3,430		3,430	
	4-22	Fork dimensions ISO 2331	s/e/l	mm	105 / 300 / 2,440		105 / 300 / 2,440		105 / 300 / 2,440		105 / 300 / 2,440	
	4-23	Fork carriage type			Dual Function - Sideshift Fork Positioning Hook type		Dual Function - Sideshift Fork Positioning Hook type		Dual Function - Sideshift Fork Positioning Hook type		Dual Function - Sideshift Fork Positioning Hook type	
	4-24	Fork carriage width	b <sub>3</sub>	mm	3,200		3,200		3,200		3,200	
	4-25	Distance over fork arms, minimum / maximum	b <sub>5</sub>	mm	1,480	3,140	1,480	3,140	1,480	3,140	1,480	3,140
	4-25-1	Distance over fork arms, minimum / maximum (5)	b <sub>5</sub>	mm	930	2,590	930	2,590	930	2,590	930	2,590
	4-30	Sideshift @ width over forks	b <sub>8</sub>	mm	+/-415	2,310	+/-415	2,310	+/-415	2,310	+/-415	2,310
	4-31	Ground clearance, laden, below mast	m <sub>1</sub>	mm	227		227		227		227	
	4-32	Ground clearance, centre of wheelbase	m <sub>2</sub>	mm	502		502		502		502	
	4-33	Load dimension b <sub>12</sub> × l <sub>6</sub> crossways		mm	2,400	2,400	2,400	2,400	2,400	2,400	2,400	2,400
	4-34-1-2	Aisle width, without operating clearance	Ast	mm	9,365		9,859		9,365		10,522	
	4-34-1-2	Aisle width, with 200 mm operating clearance	Ast	mm	9,565		10,059		9,565		10,722	
	4-34-1-3	Aisle width, with 10% operating clearance	Ast	mm	10,302		10,845		10,302		11,574	
	4-35	Outside turning radius	W <sub>a</sub>	mm	5,691		6,185		5,691		6,848	
	4-36	Internal turning radius (6)	b <sub>13</sub>	mm	2,273		2,589		2,273		3,013	
PERFORMANCE	5-1	Travel speed, with / without load		km/h	25	25	25	25	25	25	25	25
	5-2	Lifting speed, with / without load backwards		m/s	0.27	0.29	0.27	0.29	0.27	0.29	0.27	0.29
	5-2-1	Lifting speed, with 70% load		m/s	0.28		0.28		0.28		0.28	
	5-3	Lowering speed with / without load		m/s	0.50	0.50	0.50	0.50	0.50	0.50	0.50	0.50
	5-5	Drawbar pull - 1.6 km/h   1 mph, with / without load		kN	198	203	198	203	197	203	197	203
	5-5-1	Drawbar pull - stall, with / without load		kN	240	245	240	245	240	245	240	245
	5-7	Gradeability - 1.6 km/h   1 mph, with / without load (7)		%	28	35	27	35	27	34	27	36
	5-7-1	Gradeability - stall, with / without load (7)		%	35	35	34	35	33	34	33	36

(1) Unladen with new tyres

(2) Bottom of forks

(3) Full suspension seat in depressed position

(4) Length without carriage

(5) Forks in alternative position

(6) Distance centre truck to centre of internal turning radius

(7) Gradeability figures are provided for comparison of tractive performance, but are not intended to endorse the operation of vehicle on the stated inclines.

Follow instructions in the operating manual regarding operation on inclines.

	Lift height h <sub>3</sub> (mm)	Lowered height h <sub>1</sub> (mm)	Free lift height h <sub>2</sub> (m)	Extended height h <sub>4</sub> (mm)	Integrated coil ram with +/-250 mm side shift		Pin type side shift carriage mounted coil ram	
					Capacity @ 1.200 mm load centre (kg)	Mast tilt (forward/backward) (°)	Capacity @ 1.200 mm load centre	Mast tilt (forward/backward)
H25XDS9	2,745	5,169	2,745	5,169	30,000	6 / 10	25,000	6 / 10
H25XD12	2,745	5,169	2,745	5,169	30,000	6 / 10	25,000	6 / 10
H28XD12	2,745	5,265	2,745	5,265	36,000	6 / 10	32,000	6 / 10
H30XDS9	2,745	5,265	2,745	5,265	36,000	6 / 10	32,000	6 / 10
H30XD12	2,745	5,265	2,745	5,265	36,000	6 / 10	32,000	6 / 10
H32XDS9	2,745	5,265	2,745	5,265	36,000	6 / 10	32,000	6 / 10
H32XD12	2,745	5,265	2,745	5,265	36,000	6 / 10	32,000	6 / 10

### H25XDS9 RATED CAPACITY KG @ 900 MM AND @1200 LOAD CENTRE

	Lift height h <sub>3</sub> (mm)	Lowered height h <sub>1</sub> (mm)	Free lift height h <sub>2</sub> (m)	Extended height h <sub>4</sub> (mm)	Dual Function Side Shift & Fork Positioning carriage without ZERO IN-TO-IN forklifting			Dual Function Side Shift & Fork Positioning carriage with ZERO IN-TO-IN forklifting		
					Capacity @ 900 mm load centre (kg)	Mast tilt (forward/backward) (°)	Capacity @ 1.200 mm load centre (kg)	Capacity @ 900 mm load centre (kg)	Mast tilt (forward/backward) (°)	Capacity @ 1.200 mm load centre (kg)
2 STAGE NFL	3,155	3,491	0	5,016	25,000	6 / 10	22,700	25,000	6 / 10	22,700
	3,760	3,794	0	5,621	25,000	6 / 10	22,640	25,000	6 / 10	22,640
	4,370	4,099	0	6,231	25,000	6 / 10	22,600	25,000	6 / 10	22,600
	4,980	4,404	0	6,841	25,000	6 / 10	22,540	25,000	6 / 10	22,540
	6,200	5,014	0	8,061	25,000	6 / 10	22,400	25,000	6 / 10	22,400
	9,250	6,539	0	11,111	23,720	6 / 6	21,000	20,520 (#)	6 / 6	21,000 (#)

### H25XD12 RATED CAPACITY KG @1200 LOAD CENTRE

	Lift height h <sub>3</sub> (mm)	Lowered height h <sub>1</sub> (mm)	Free lift height h <sub>2</sub> (m)	Extended height h <sub>4</sub> (mm)	Dual Function Side Shift & Fork Positioning carriage without ZERO IN-TO-IN forklifting		Dual Function Side Shift & Fork Positioning carriage with ZERO IN-TO-IN forklifting	
					Mast tilt (forward/backward) (°)	Capacity @ 1.200 mm load centre (kg)	Mast tilt (forward/backward) (°)	Capacity @ 1.200 mm load centre (kg)
2 STAGE NFL	3,155	3,491	0	5,016	6 / 10	22,700	6 / 10	22,700
	3,760	3,794	0	5,621	6 / 10	22,640	6 / 10	22,640
	4,370	4,099	0	6,231	6 / 10	22,600	6 / 10	22,600
	4,980	4,404	0	6,841	6 / 10	22,540	6 / 10	22,540
	6,200	5,014	0	8,061	6 / 10	22,400	6 / 10	22,400
	9,250	6,539	0	11,111	6 / 6	21,000	6 / 6	21,000 (#)

### H28XD12 RATED CAPACITY KG @ 900 MM AND @1200 LOAD CENTRE

	Lift height h <sub>3</sub> (mm)	Lowered height h <sub>1</sub> (mm)	Free lift height h <sub>2</sub> (m)	Extended height h <sub>4</sub> (mm)	Dual Function Side Shift & Fork Positioning carriage without ZERO IN-TO-IN forklifting			Dual Function Side Shift & Fork Positioning carriage with ZERO IN-TO-IN forklifting		
					Capacity @ 900 mm load centre (kg)	Mast tilt (forward/backward) (°)	Capacity @ 1.200 mm load centre (kg)	Capacity @ 900 mm load centre (kg)	Mast tilt (forward/backward) (°)	Capacity @ 1.200 mm load centre (kg)
2 STAGE NFL	2,850	3,464	0	4,836	31,860	6 / 10	28,000	31,860	6 / 10	28,000
	3,155	3,616	0	5,141	31,860	6 / 10	28,000	31,860	6 / 10	28,000
	3,760	3,919	0	5,746	31,860	6 / 10	28,000	31,860	6 / 10	28,000
	4,370	4,224	0	6,356	31,860	6 / 10	28,000	31,860	6 / 10	28,000
	6,200	5,139	0	8,186	31,860	6 / 10	28,000	31,860	6 / 10	28,000
	6,810	5,444	0	8,716	31,700	6 / 10	27,860	31,700	6 / 10	27,860
	9,250	7,174	0	11,746	30,920	6 / 6	27,180	30,920 (#)	6 / 6	27,180 (#)
	9,860	7,479	0	12,356	30,600	6 / 6	26,900	29,660 (#)	6 / 6	26,900 (#)

# MAST AND CAPACITY INFORMATION <

## H30XD9 RATED CAPACITY KG @ 900 MM AND @1200 LOAD CENTRE

	Lift height h <sub>3</sub> (mm)	Lowered height h <sub>1</sub> (mm)	Free lift height h <sub>2</sub> (m)	Extended height h <sub>4</sub> (mm)	Dual Function Side Shift & Fork Positioning carriage without ZERO IN-TO-IN forklifting			Dual Function Side Shift & Fork Positioning carriage with ZERO IN-TO-IN forklifting		
					Capacity @ 900 mm load centre (kg)	Mast tilt (forward/backward) (°)	Capacity @ 1,200 mm load centre (kg)	Capacity @ 900 mm load centre (kg)	Mast tilt (forward/backward) (°)	Capacity @ 1,200 mm load centre (kg)
2 STAGE NFL	2,850	3,464	0	4,836	30,000	6 / 10	27,000	30,000	6 / 10	27,000
	3,155	3,616	0	5,141	30,000	6 / 10	27,000	30,000	6 / 10	27,000
	3,760	3,919	0	5,746	30,000	6 / 10	26,940	30,000	6 / 10	26,940
	4,370	4,224	0	6,356	30,000	6 / 10	26,880	30,000	6 / 10	26,880
	6,200	5,139	0	8,186	30,000	6 / 10	26,620	30,000	6 / 10	26,620
	6,810	5,444	0	8,716	29,840	6 / 10	26,420	29,840 (#)	6 / 10	26,420 (#)
	9,250	7,174	0	11,746	28,880	6 / 6	25,360	28,880 (#)	6 / 6	25,360 (#)
	9,860	7,479	0	12,356	28,580	6 / 6	25,120	28,580 (#)	6 / 6	25,120 (#)

## H30XD12 RATED CAPACITY KG @ 900 MM AND @1200 LOAD CENTRE

	Lift height h <sub>3</sub> (mm)	Lowered height h <sub>1</sub> (mm)	Free lift height h <sub>2</sub> (m)	Extended height h <sub>4</sub> (mm)	Dual Function Side Shift & Fork Positioning carriage without ZERO IN-TO-IN forklifting			Dual Function Side Shift & Fork Positioning carriage with ZERO IN-TO-IN forklifting		
					Capacity @ 900 mm load centre (kg)	Mast tilt (forward/backward) (°)	Capacity @ 1,200 mm load centre (kg)	Capacity @ 900 mm load centre (kg)	Mast tilt (forward/backward) (°)	Capacity @ 1,200 mm load centre (kg)
2 STAGE NFL	2,850	3,464	0	4,836	32,000	6 / 10	30,000	32,000	6 / 10	30,000
	3,155	3,616	0	5,141	32,000	6 / 10	30,000	32,000	6 / 10	30,000
	3,760	3,919	0	5,746	32,000	6 / 10	30,000	32,000	6 / 10	30,000
	4,370	4,224	0	6,356	32,000	6 / 10	30,000	32,000	6 / 10	30,000
	6,200	5,139	0	8,186	32,000	6 / 10	30,000	32,000	6 / 10	30,000
	6,810	5,444	0	8,716	31,840	6 / 10	29,840	31,840	6 / 10	29,840
	9,250	7,174	0	11,746	31,100	6 / 6	29,000	31,100 (#)	6 / 6	29,000 (#)
	9,860	7,479	0	12,356	30,880	6 / 6	29,680	29,840 (#)	6 / 6	28,720 (#)

## H32XD9 RATED CAPACITY KG @ 900 MM AND @1200 LOAD CENTRE

	Lift height h <sub>3</sub> (mm)	Lowered height h <sub>1</sub> (mm)	Free lift height h <sub>2</sub> (m)	Extended height h <sub>4</sub> (mm)	Dual Function Side Shift & Fork Positioning carriage without ZERO IN-TO-IN forklifting			Dual Function Side Shift & Fork Positioning carriage with ZERO IN-TO-IN forklifting		
					Capacity @ 900 mm load centre (kg)	Mast tilt (forward/backward) (°)	Capacity @ 1,200 mm load centre (kg)	Capacity @ 900 mm load centre (kg)	Mast tilt (forward/backward) (°)	Capacity @ 1,200 mm load centre (kg)
2 STAGE NFL	2,850	3,464	0	4,836	32,000	6 / 10	28,680	32,000	6 / 10	28,680
	3,155	3,616	0	5,141	32,000	6 / 10	28,640	32,000	6 / 10	28,640
	3,760	3,919	0	5,746	32,000	6 / 10	28,560	32,000	6 / 10	28,560
	4,370	4,224	0	6,356	32,000	6 / 10	28,500	32,000	6 / 10	28,500
	6,200	5,139	0	8,186	32,000	6 / 10	28,240	32,000	6 / 10	28,240
	6,810	5,444	0	8,716	31,840	6 / 10	28,040	31,840	6 / 10	28,040
	9,250	7,174	0	11,746	30,020	6 / 6	26,360	30,020 (#)	6 / 6	26,360 (#)
	9,860	7,479	0	12,356	29,420	6 / 6	26,160	29,420 (#)	6 / 6	26,120 (#)

## H32XD12 RATED CAPACITY KG @1200 LOAD CENTRE

	Lift height h <sub>3</sub> (mm)	Lowered height h <sub>1</sub> (mm)	Free lift height h <sub>2</sub> (m)	Extended height h <sub>4</sub> (mm)	Dual Function Side Shift & Fork Positioning carriage without ZERO IN-TO-IN forklifting		Dual Function Side Shift & Fork Positioning carriage with ZERO IN-TO-IN forklifting	
					Mast tilt (forward/backward) (°)	Capacity @ 1,200 mm load centre (kg)	Mast tilt (forward/backward) (°)	Capacity @ 1,200 mm load centre (kg)
2 STAGE NFL	2,850	3,464	0	4,836	6 / 10	32,000	6 / 10	32,000
	3,155	3,616	0	5,141	6 / 10	32,000	6 / 10	32,000
	3,760	3,919	0	5,746	6 / 10	32,000	6 / 10	32,000
	4,370	4,224	0	6,356	6 / 10	32,000	6 / 10	32,000
	6,200	5,139	0	8,186	6 / 10	32,000	6 / 10	32,000
	6,810	5,444	0	8,716	6 / 10	32,000	6 / 10	32,000
	9,250	7,174	0	11,746	6 / 6	31,020	6 / 6	31,020
	9,860	7,479	0	12,356	6 / 6	30,720	6 / 6	29,820



PERFORMANCE	STD	OPT
Cummins QSB 6.7L 194 Stage IIIA diesel engine with max. 201 kW @ 2.000 rpm and max. 990 Nm at 1.500 rpm	X	
Heavy duty air intake	X	
Raised air intake - pre-filter		X
Hydrodynamic 5-speed ZF WG211 transmission	X	
Axle Tech PRLC1794W4H drive axle with oil-immersed brakes (H25XD/S)	X	
Axle Tech PRC3806W4H drive axle with oil-immersed brakes (H28-32XD/S)	X	
DRIVE	STD	OPT
Travel speed limiter - unconditional and customer adjustable - pre-set to 16km/h		X
14.00 - 24 28 Pneumatic bias drive and steer tyres (H25XD/S)	X	
14.00 - R24 Michelin XZM radial drive and steer tyres (H25XD/S)		X
14.00 - R24 Trelleborg radial drive and steer tyres (H25XD/S)		X
16.00 - 25 32PR Pneumatic bias ply drive and steer tires (H28-32XD/S)	X	
16.00 - 25 32PR Continental straddlemaster bias ply drive and steer tires (H28-32XD/S)		X
16.00 - R25 Michelin XZM radial drive and steer tyres (H28-32XD/S)		X
Spare wheels and tyres		X
LIFT	STD	OPT
Single stage MONO mast		X
2 stage non-free lift mast	X	
2 stage full free lift mast		X
3 stage full free lift mast		X
Mast tilt 6° forward / 10° back	X	
Mast tilt 6° forward / 6° back		X
Mast tilt 15° forward / 10° back		X
Tilt indicator, mechanically acting		X
Hydraulic accumulator		X
Pressure compensated lowering	X	
HANDLING	STD	OPT
Pin type carriage		X
Pin type sideshift carriage with fork positioner		X
Pin type carriage with independent fork positioner		X
Pin type side shift frame carriage with independent fork positioning		X
Pin type side shift frame carriage with independent fork positioning		X
Hook type dual function sideshift individual fork positioner with 1 auxiliary function		X
Hook type dual function sideshift individual fork positioner with 1 auxiliary function - 300mm in-to-in		X
Hook type dual function sideshift fork positioner carriage	X	
Hook type dual function sideshift fork positioner carriage - 0mm in-to-in		X
Pin type carriage with integrated ram with +/- 250 mm sideshift; ram length 1500mm.		X
280 x 105 x 2440 mm Hook type forks (H25XD/S)	X	
280 x 105 x 2440 mm Pin type forks (H25XD/S)		X
300 x 105 x 2440 mm Hook type forks (H28-32XD/S)	X	
300 x 105 x 2440 mm Pin type forks (H28-32XD/S)		X
300 x 110 x 2440 mm Hook type forks (H28-32XD/S)		X
300 x 110 x 2440 mm Pin type forks (H28-32XD/S)		X
1500mm integrated coil ram		X
Hook type coil ram 356 x 1500 mm		X
Hook type coil ram 356 x 1800 mm		X
Pin type coil ram 356 x 1500 mm		X
Pin type coil ram 356 x 1800 mm		X
Tyre handler - TH25K164L integral		X
Tyre handler - TH36K164L integral		X
Tyre handler - TH25K164L hang-on		X

ERGONOMICS	STD	OPT
Open operating module as overhead guard	X	
Enclosed operator cabin with heating		X
Enclosed operator cabin with automatic climate control		X
Manual cab tilt	X	
Electrically powered cab tilt		X
Diesel fueled cab heater		X
H-type double blade wiper on front windscreen		X
I-type single blade wiper on front windscreen	X	
Heated rear window		X
Heated top and rear window		X
Heated top window		X
Top window with armoured glass	X	
Top window with armoured glass and additional steel bars		X
50% Dark tinted top cabin window		X
50% Dark tinted cabin windows - applied to doors, rear and top windows		X
Wire mesh operator guard		X
Vertical steel bar front screen guard		X
Plexiglass shield in front of front window		X
Armoured glass rain top		X
Wire mesh installed on top of operator compartment		X
2 sun visors for front window		X
Top and rear screen roller sunshade		X
Mechanical suspension cloth seat		X
Mechanical suspension vinyl seat	X	
Air suspension cloth seat		X
Air suspension vinyl seat		X
Deluxe air suspension cloth seat		X
Deluxe air suspension heated cloth seat		X
Deluxe air ride full suspension vinyl with high backrest seat		X
Deluxe air suspension seat with cloth cover, heating and ventilation		X
High and adjustable seat backrest		X
Leftside armrest on operator seat	X	
Lateral sliding mechanism for operator seat		X
Hi-vis red 2 point seat belt	X	
Trainer seat with cloth cover and 2-point high-visibility seatbelt		X
Steering wheel with spinner knob		X
7" integrated performance display	X	
Accessory mounting bracket on A-pillars		X
Document holder		X
Radio preparation with 2 speakers and antenna		X
Bluetooth radio with 2 speaker and antenna		X
Interior dome light	X	
Reading light		X
Recirculation fan		X
Steer axle with wheel nut protection	X	
VISIBILITY	STD	OPT
2 external mirrors on cab handrail mounted exterior wide angle mirrors		X
2 halogen drive lights, position and direction lights on front fender / 2 halogen work lights mast mounted / 2 halogen cab mounted rear / rear ward cluster with stop, tail, indicator & reverse lights inclusive hazard function	X	
2 Halogen drive lights, position and direction lights on front fender / 4 halogen work lights front cab mounted / 2 halogen rear cab mounted / rear ward cluster with stop, tail, indicator & reverse lights inclusive hazard function		X
Halogen four front cab / two rear / two front fenders / brake / tail / back-up lights		X
2 HP LED work lights on front mast with 2 on rear and front fenders / brake / tail / back-up lights		X
Rear mounted color camera with rear mounted LCD display		X



## FEATURES AND OPTIONS <

<b>VISIBILITY</b> <i>(continued)</i>	<b>STD</b>	<b>OPT</b>
Rear mounted color camera with front mounted LCD display		X
2 HP LED work lights on front mast with 2 on rear and front fenders / brake / tail / back-up lights with turn signals		X
4 HP LED work lights on cab with 2 on rear and front fenders (LED) / brake / tail / back-up lights with turn signals		X
4 LED work lights cab mounted, 2 LED drive lights with position and direction front fender mounted, 2 LED work lights on rear of operator compartment / LED rear ward cluster with stop, tail, indicator & reverse lights		X
2 LED Work lights mast mounted, 2 LED drive lights with position and direction front fender mounted, 2 LED work lights on rear of operator compartment / LED rearward cluster with stop, tail, indicator & reverse lights		X
LED headlights, 2 front (mast mounted)		X
<b>OPERATION</b>	<b>STD</b>	<b>OPT</b>
Air horn		X
Electrical horn	X	
Audible reverse alarm	X	
Audible white noise reverse alarm		X
Audible alarm - forward / reverse		X
Amber strobe light - ignition activated	X	
Blue LED spotlight - rear - reverse direction activation		X
Forward camera mounted on outer mast		X
Forward camera mounted on carriage		X
Park brake - manual	X	
Truck start – key switch with start button – without seatbelt interlock	X	
Truck start – key switch with start button and seatbelt interlock		X
Operator password in display - required for truck start		X
Directional lever		X
MONOTROL™		X
Directional control on mini-levers	X	
Directional control on joystick		X
Automatic truck shutdown with timer		X
Delayed engine shutdown for turbo cooldown		X
Air-conditioning shut-off with open door		X
Tyre pressure monitoring system		X
Load weight indicator		X
Power distribution panel with fuses partially replaced by electric circuit breakers		X
Rear axle load indicator		X
Hydraulic load weighing system		X
Rear radar object detection system		X
Automatic fire suppression system		X
2 front / 2 rear lifting eyes		X
Greasing base truck		X
Greasing hose towards top end mast		X
Centralized greasing system top endmast		X
Mud guards front and rear		X
Lockable fuel cap		X
Non-kockable fuel cap	X	
Stainless steel strainer in fuel neck		X
Hyster Tracker wireless monitoring	X	
Hyster Tracker wireless access		X
Hyster Tracker wireless verification		X
DC/DC 24/12V converter with 1 power sockets and 2 USB outlets		X
DC/DC 24/12V converter with 2 power sockets and 2 USB outlets		X
Jump start connector to battery with NATO connector		X
Engine block heater 230V		X
Hydraulic temperature protection		X

<b>APPEARANCE</b>	<b>STD</b>	<b>OPT</b>
Hyster yellow paint base truck	X	
Replace yellow with 1 colour		X
Replace yellow with 2 colours (mast, cabin and wheels not included)		X
Outside of cab painted special color		X
Complete cab painted special colour		X
Wheel rim side view painted same colour as base truck		X
Counterweight hazard warning stripes		X
<b>SUPPLEMENTAL</b>	<b>STD</b>	<b>OPT</b>
Literature pack		X
CE certification		X
24 months / 4000 hours extended warranty	X	
12 months / 2,000 hours manufacturers warranty		X

*\*Standard or optional in selected markets or models. Other options available through Special Products Engineering Department (SPED). Contact Hyster for details.*

### RANGE OF 2 STAGE NFL MASTS




### PIN TYPE AND QUICK DISCONNECT HOOK TYPE FORKS



### 3.100 MM WIDE STANDARD CARRIAGE – PIN TYPE FORKS



### 3.100 MM WIDE CARRIAGE WITH FORK POSITIONING – INDIVIDUAL FORK CONTROL – PIN TYPE FORKS






# FRONT END EQUIPMENT


**3.100 MM WIDE SIDE SHIFT FRAME CARRIAGE — PIN TYPE FORKS**




**3.100 MM WIDE SIDE SHIFT FRAME CARRIAGE WITH FORK POSITIONING — INDIVIDUAL FORK CONTROL — PIN TYPE FORKS**



**3.040 MM WIDE HOOK TYPE MOUNT DUAL FUNCTION CARRIAGE WITH SIDE SHIFT AND FORK POSITIONING — INDIVIDUAL FORK CONTROL — HOOK TYPE FORKS**



**3.200 MM WIDE MULTI PURPOSE DUAL FUNCTION CARRIAGE WITH SIDE SHIFT AND FORK POSITIONING — INDIVIDUAL FORK CONTROL — HOOK TYPE FORKS**



**MONO MAST**



**INTEGRATED COIL RAM CARRIAGE**



**SIDE SHIFT FRAME PIN TYPE MOUNT INTEGRATED COIL RAM CARRIAGE**



**COIL RAM**

